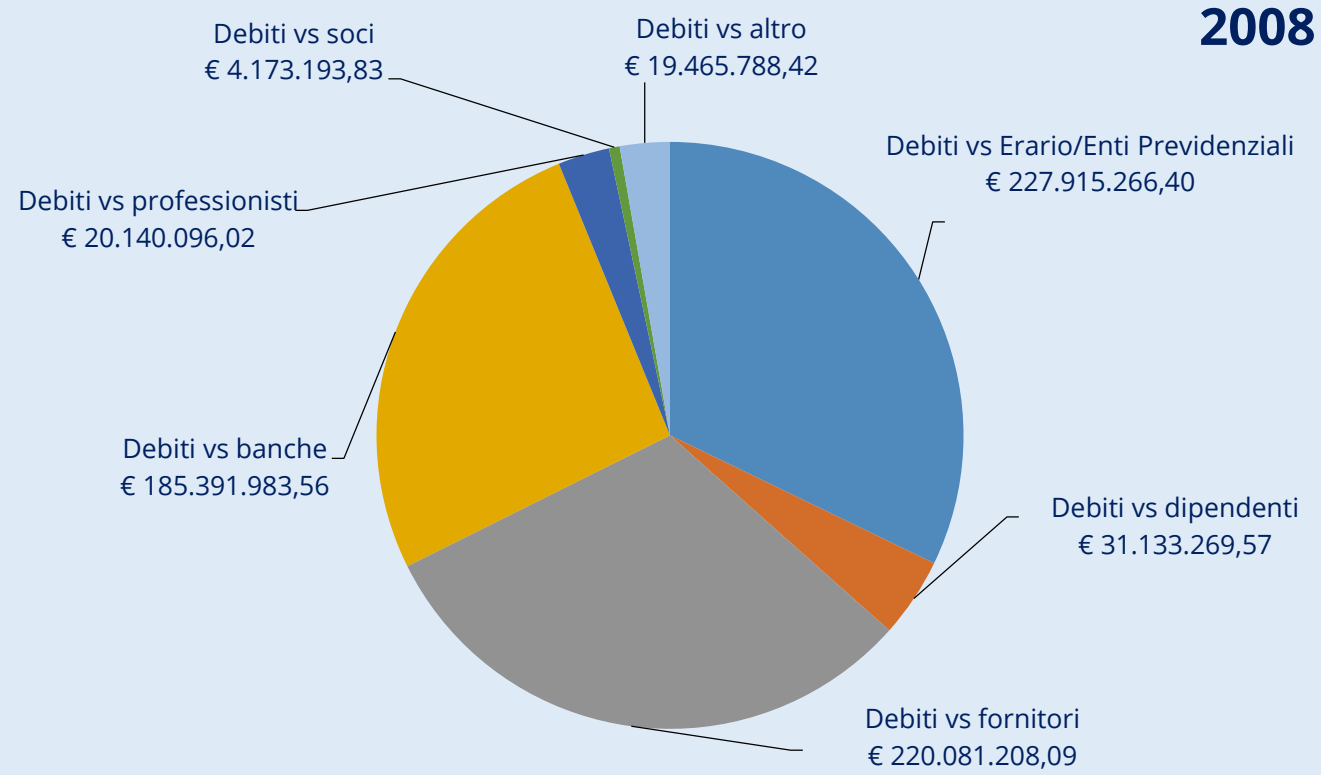
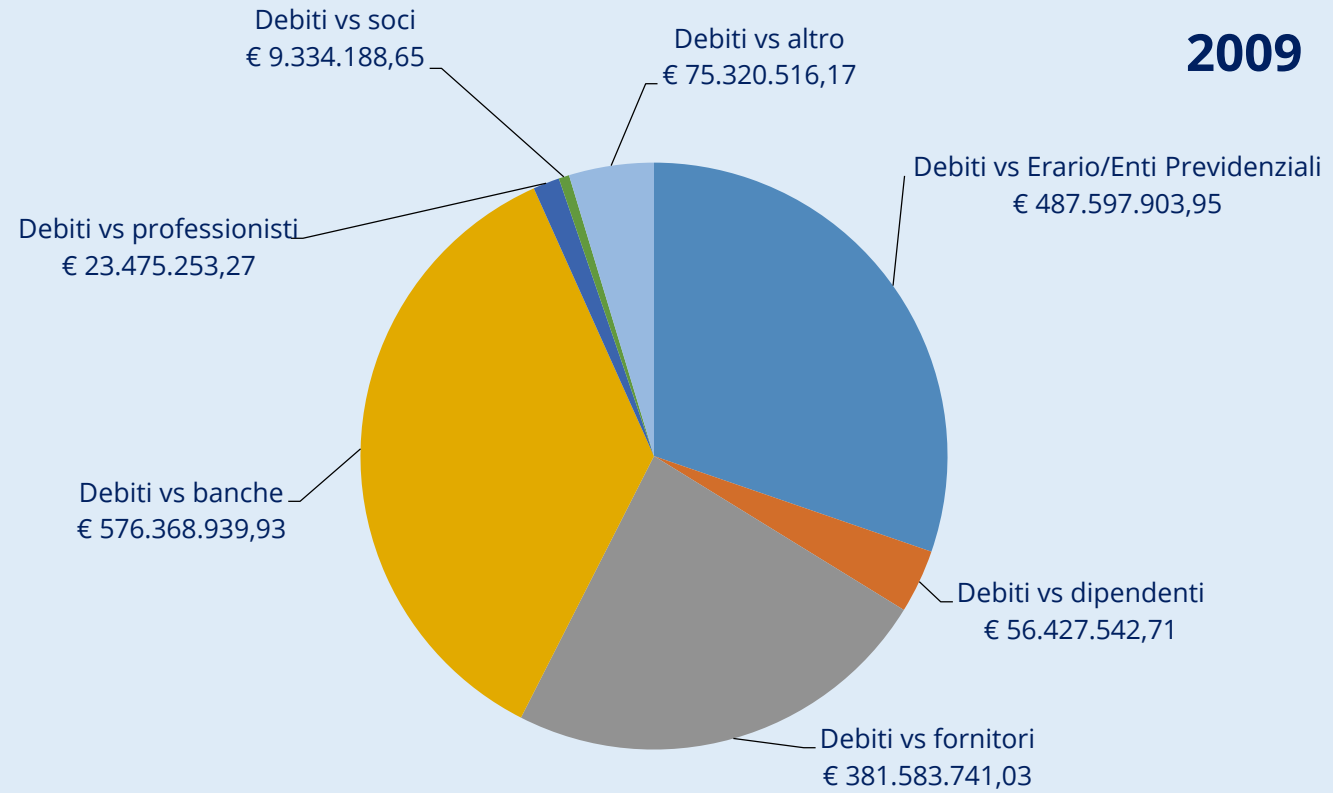


# **FALLIMENTI RICLASSIFICAZIONE DEL PASSIVO**

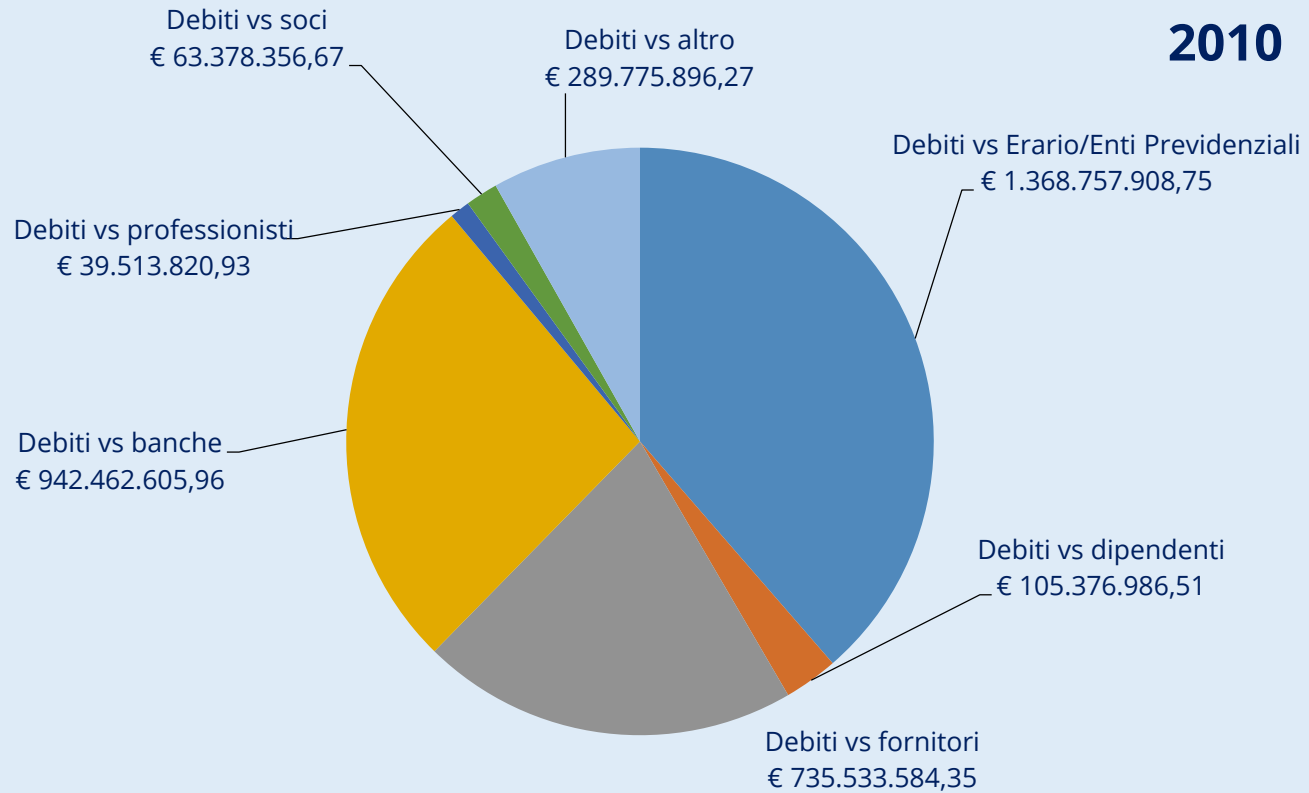
Anno	Debiti vs Erario/Enti Previdenziali	Debiti vs dipendenti	Debiti vs fornitori	Debiti vs banche	Debiti vs professionisti	Debiti vs soci	Debiti vs altro	Debiti Totali
<b>2008</b>	€ 227.915.266,40	€ 31.133.269,57	€ 220.081.208,09	€ 185.391.983,56	€ 20.140.096,02	€ 4.173.193,83	€ 19.465.788,42	€ 708.300.805,89



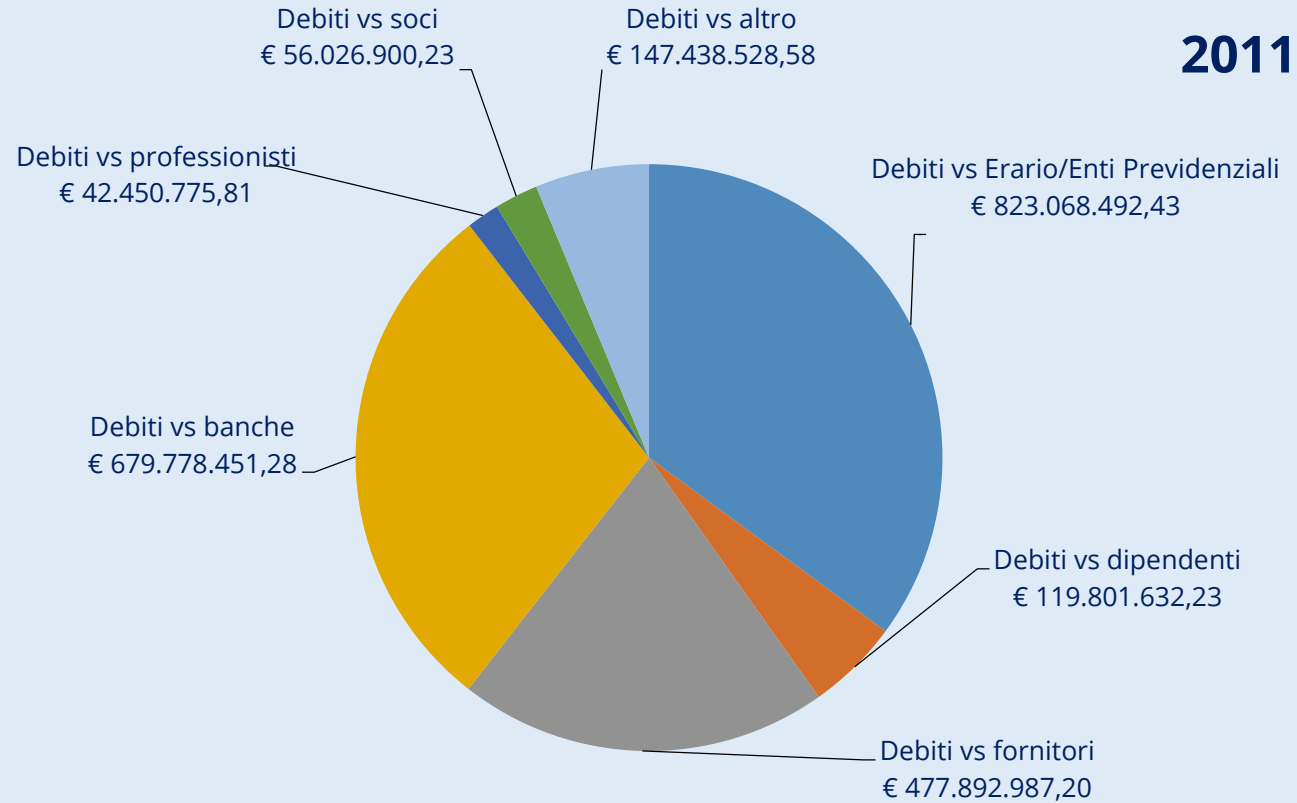
Anno	Debiti vs Erario/Enti Previdenziali	Debiti vs dipendenti	Debiti vs fornitori	Debiti vs banche	Debiti vs professionisti	Debiti vs soci	Debiti vs altro	Debiti Totali
<b>2009</b>	€ 487.597.903,95	€ 56.427.542,71	€ 381.583.741,03	€ 576.368.939,93	€ 23.475.253,27	€ 9.334.188,65	€ 75.320.516,17	€ 1.610.108.085,71



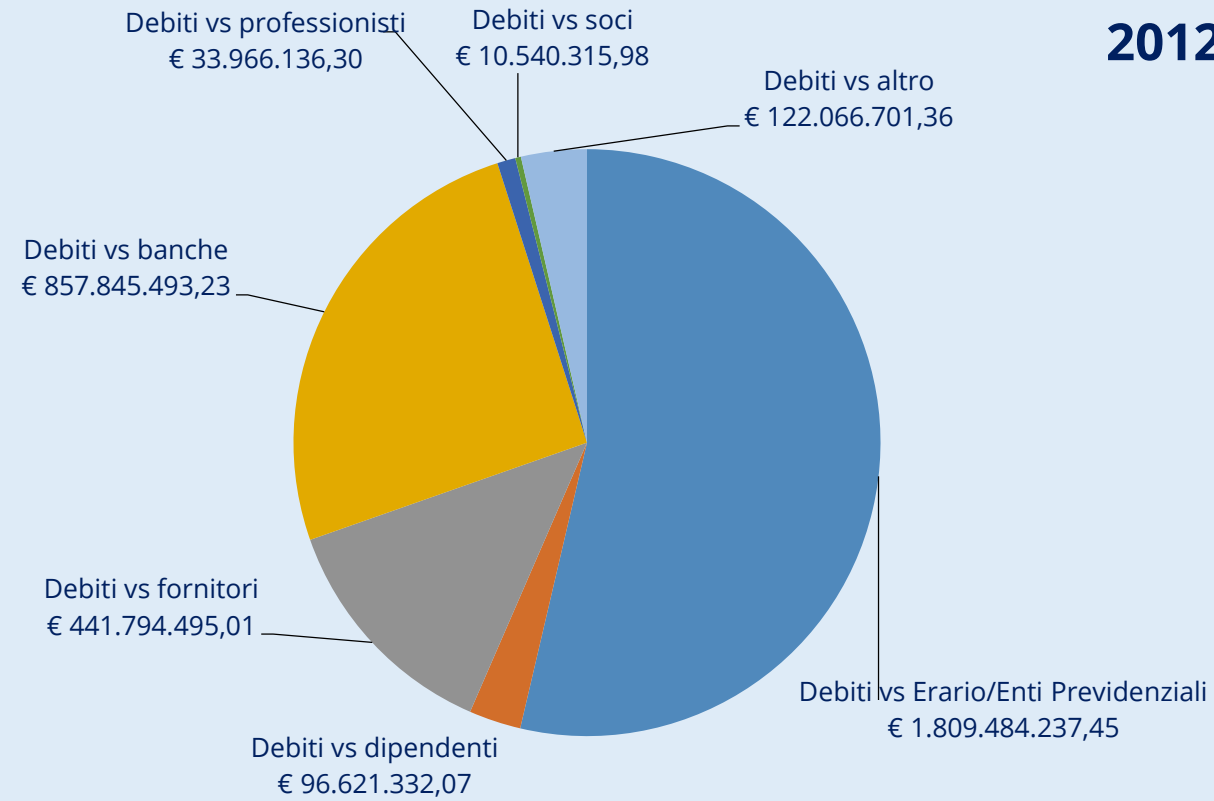
Anno	Debiti vs Erario/Enti Previdenziali	Debiti vs dipendenti	Debiti vs fornitori	Debiti vs banche	Debiti vs professionisti	Debiti vs soci	Debiti vs altro	Debiti Totali
<b>2010</b>	€ 1.368.757.908,75	€ 105.376.986,51	€ 735.533.584,35	€ 942.462.605,96	€ 39.513.820,93	€ 63.378.356,67	€ 289.775.896,27	€ 3.544.799.159,44



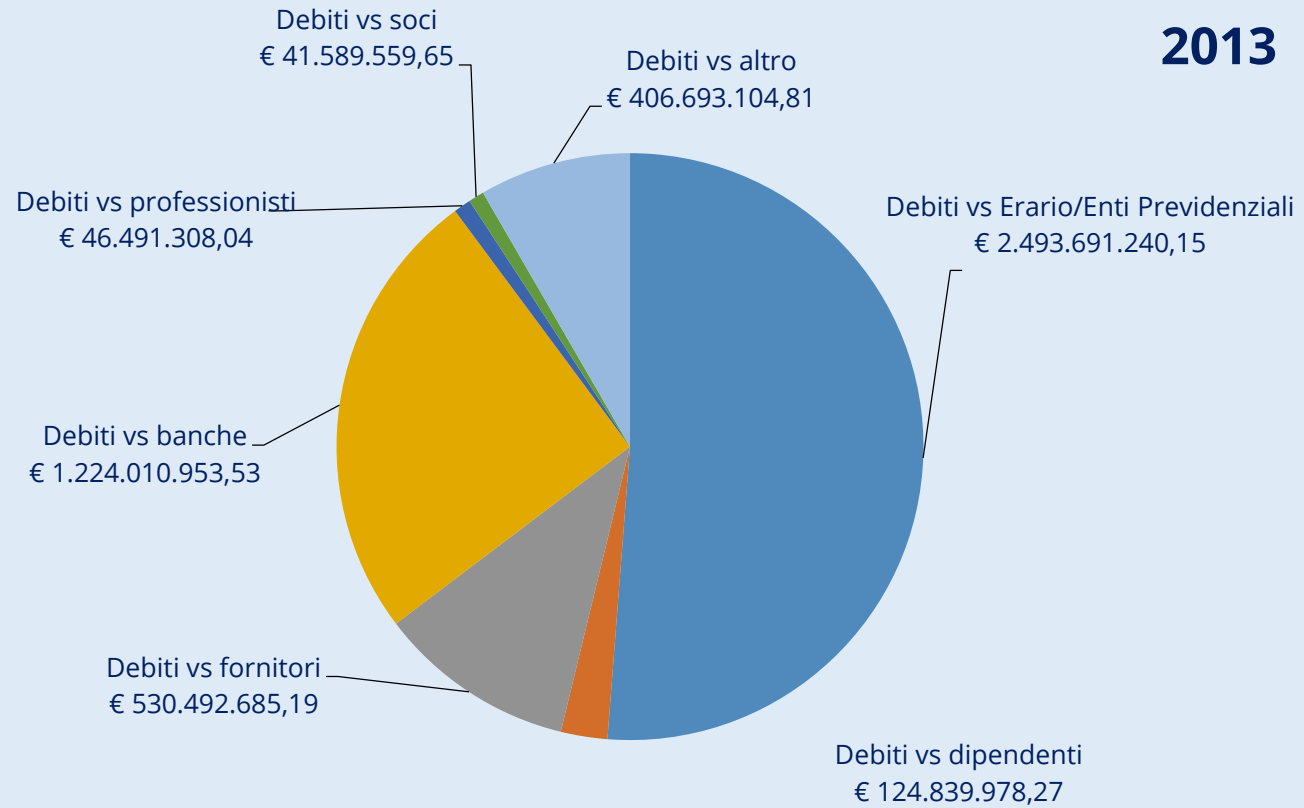
Anno	Debiti vs Erario/Enti Previdenziali	Debiti vs dipendenti	Debiti vs fornitori	Debiti vs banche	Debiti vs professionisti	Debiti vs soci	Debiti vs altro	Debiti Totali
<b>2011</b>	€ 823.068.492,43	€ 119.801.632,23	€ 477.892.987,20	€ 679.778.451,28	€ 42.450.775,81	€ 56.026.900,23	€ 147.438.528,58	€ 2.346.457.767,76



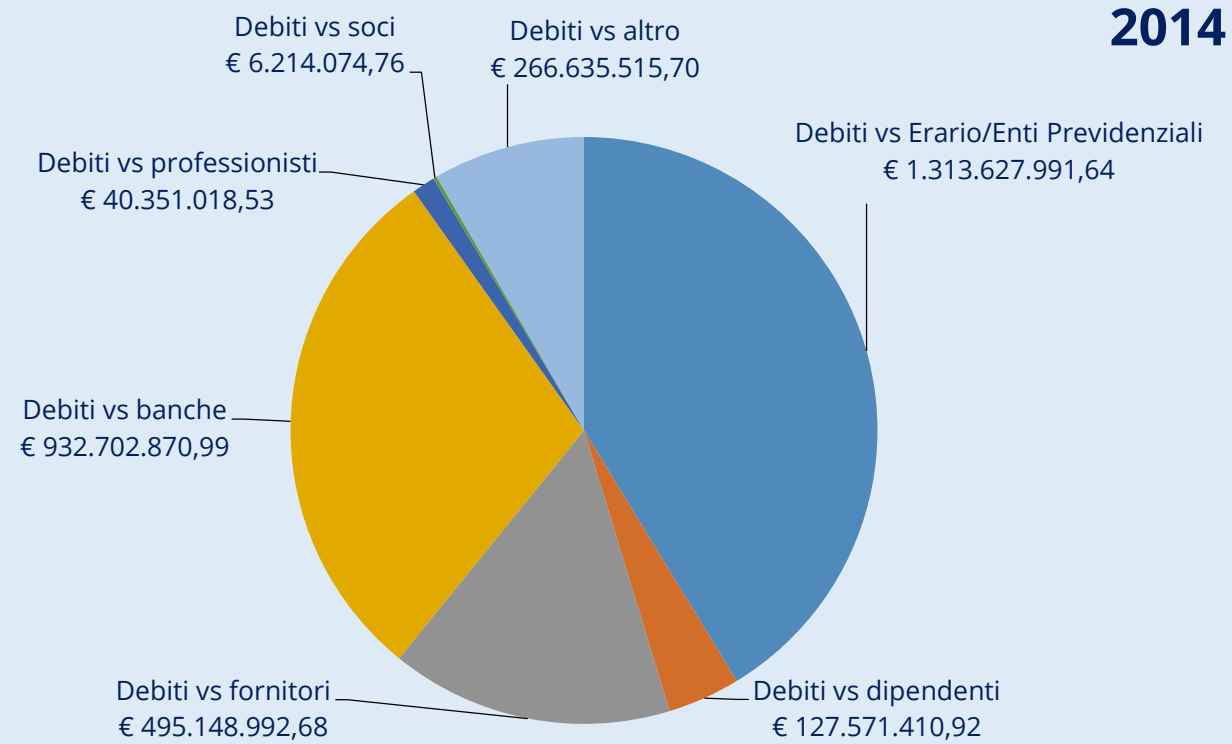
Anno	Debiti vs Erario/Enti Previdenziali	Debiti vs dipendenti	Debiti vs fornitori	Debiti vs banche	Debiti vs professionisti	Debiti vs soci	Debiti vs altro	Debiti Totali
<b>2012</b>	€ 1.809.484.237,45	€ 96.621.332,07	€ 441.794.495,01	€ 857.845.493,23	€ 33.966.136,30	€ 10.540.315,98	€ 122.066.701,36	€ 3.372.318.711,40



Anno	Debiti vs Erario/Enti Previdenziali	Debiti vs dipendenti	Debiti vs fornitori	Debiti vs banche	Debiti vs professionisti	Debiti vs soci	Debiti vs altro	Debiti Totali
<b>2013</b>	€ 2.493.691.240,15	€ 124.839.978,27	€ 530.492.685,19	€ 1.224.010.953,53	€ 46.491.308,04	€ 41.589.559,65	€ 406.693.104,81	€ 4.867.808.829,64

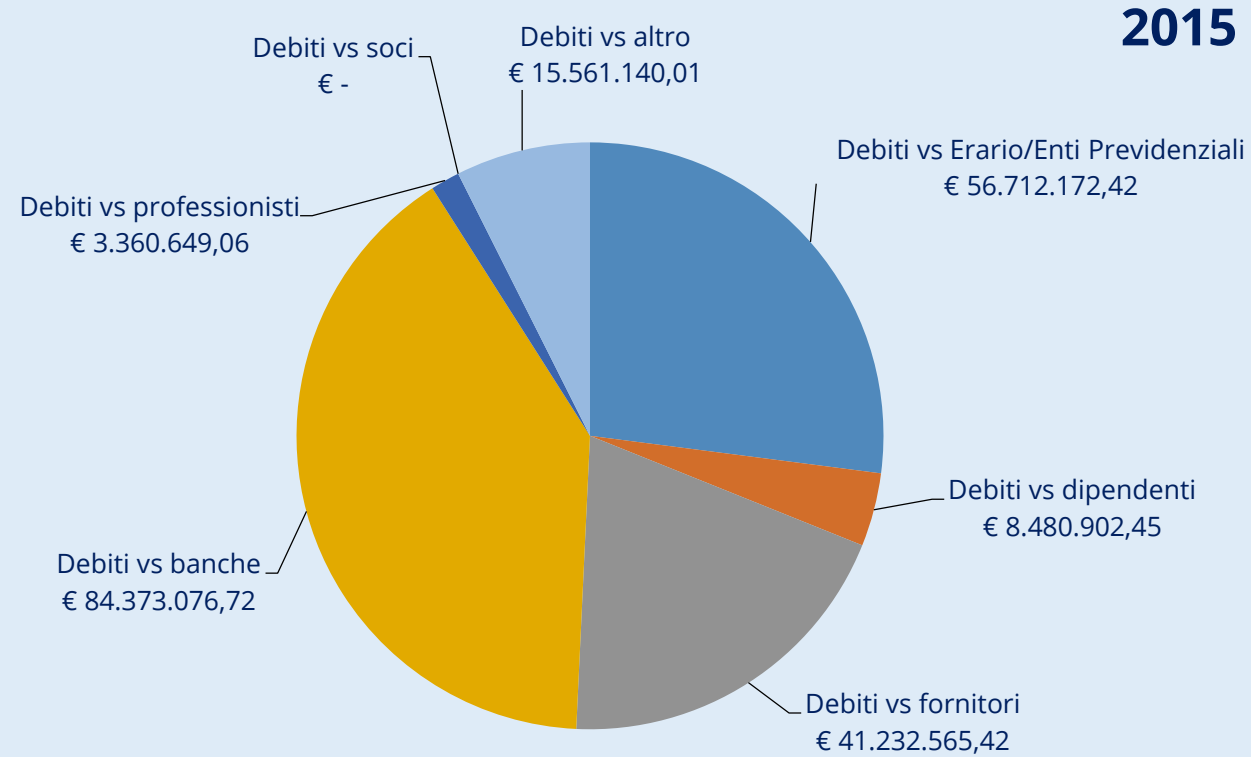


Anno	Debiti vs Erario/Enti Previdenziali	Debiti vs dipendenti	Debiti vs fornitori	Debiti vs banche	Debiti vs professionisti	Debiti vs soci	Debiti vs altro	Debiti Totali
<b>2014</b>	€ 1.313.627.991,64	€ 127.571.410,92	€ 495.148.992,68	€ 932.702.870,99	€ 40.351.018,53	€ 6.214.074,76	€ 266.635.515,70	€ 3.182.251.875,22



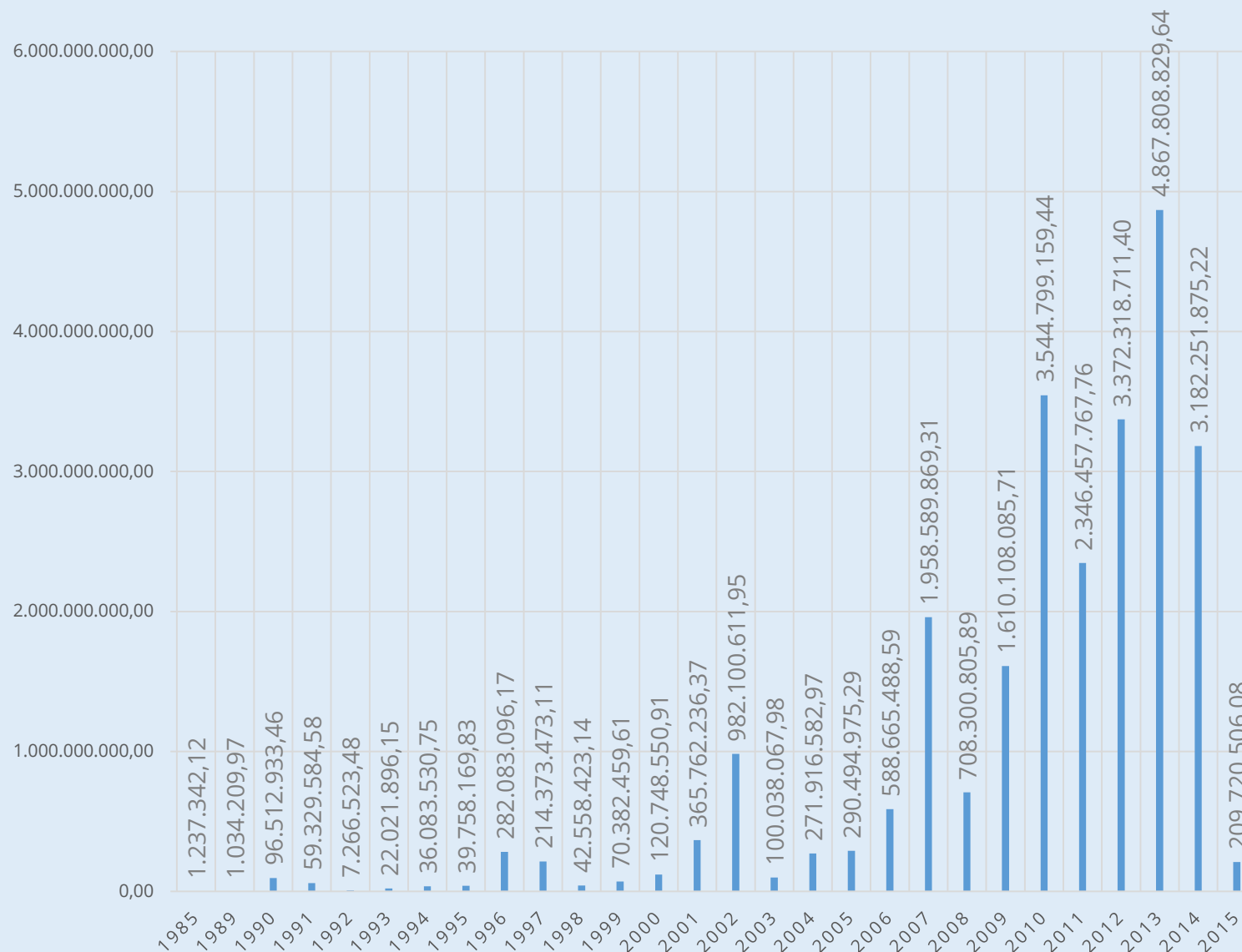


Anno	Debiti vs Erario/Enti Previdenziali	Debiti vs dipendenti	Debiti vs fornitori	Debiti vs banche	Debiti vs professionisti	Debiti vs soci	Debiti vs altro	Debiti Totali
<b>2015</b>	€ 56.712.172,42	€ 8.480.902,45	€ 41.232.565,42	€ 84.373.076,72	€ 3.360.649,06	€ -	€ 15.561.140,01	€ 209.720.506,08



## DEBITI TOTALI PER ANNO (1985-2015)

Anno	Debiti Totali
1985	€ 1.237.342,12
1989	€ 1.034.209,97
1990	€ 96.512.933,46
1991	€ 59.329.584,58
1992	€ 7.266.523,48
1993	€ 22.021.896,15
1994	€ 36.083.530,75
1995	€ 39.758.169,83
1996	€ 282.083.096,17
1997	€ 214.373.473,11
1998	€ 42.558.423,14
1999	€ 70.382.459,61
2000	€ 120.748.550,91
2001	€ 365.762.236,37
2002	€ 982.100.611,95
2003	€ 100.038.067,98
2004	€ 271.916.582,97
2005	€ 290.494.975,29
2006	€ 588.665.488,59
2007	€ 1.958.589.869,31
2008	€ 708.300.805,89
2009	€ 1.610.108.085,71
2010	€ 3.544.799.159,44
2011	€ 2.346.457.767,76
2012	€ 3.372.318.711,40
2013	€ 4.867.808.829,64
2014	€ 3.182.251.875,22
2015	€ 209.720.506,08
<b>TOTALE</b>	<b>€ 25.392.723.766,88</b>



RICLASSIFICAZIONE DEL PASSIVO	DATI AL 1 SEMESTRE 2015	DATI AL 2 SEMESTRE 2014	TOTALI	Dati precedente elaborazione
Debiti vs Erario/Enti Previdenziali	€ 9.767.279.332,20	€ 184.395.692,04	€ 9.951.675.024,24	€ 9.365.924.995,78
Debiti vs dipendenti	€ 787.310.365,58	€ 19.735.312,50	€ 807.045.678,08	€ 711.470.205,01
Debiti vs fornitori	€ 4.111.021.562,22	€ 124.702.898,20	€ 4.235.724.460,42	€ 3.887.812.956,15
Debiti vs banche	€ 6.471.341.589,66	€ 124.896.487,11	€ 6.596.238.076,77	€ 5.821.030.851,91
Debiti vs professionisti	€ 285.468.439,76	€ 9.076.583,60	€ 294.545.023,36	€ 258.064.893,47
Debiti vs soci	€ 199.478.161,36	€ 679.674,97	€ 200.157.836,33	€ 151.541.130,19
Debiti vs altro	€ 3.298.800.121,83	€ 8.537.545,85	€ 3.307.337.667,68	€ 1.399.475.670,51
<b>DEBITI TOTALI</b>	<b>€ 24.920.699.572,61</b>	<b>€ 472.024.194,27</b>	<b>€ 25.392.723.766,88</b>	<b>€ 21.595.320.703,02</b>

